

IAPMO PS 42-~~2024~~2025



*Industry Standard for*

**PUBLIC REVIEW DRAFT**

**Pipe and Tubing Alignment and  
Secondary Support Systems with or  
without Pipe and Tubing Safety or  
Protection**



# ***IAPMO Standard***

Approval of an IAPMO Industry Standard requires verification by the Standards Review Committee that the standard has been developed in accordance with the policies and procedures for standards development (S-001, *Standards Development Process*, S-008, *Appeals* and S-011, *Operation of the IAPMO Standards Review Committee*). Although IAPMO administers the process and establishes rules to promote fairness in achieving consensus, it does not independently test, evaluate, or verify the content of standards.

Consensus is established when substantial agreement has been reached by directly and materially affected interests. Substantial agreement means much more than a simple majority, but not necessarily unanimity. Consensus requires that all views and objections be considered, and that a concerted effort be made toward their resolution.

The use of IAPMO Industry Standards is completely voluntary; their existence does not in any respect preclude anyone, whether they have approved the standards or not, from manufacturing, marketing, purchasing, or using products, processes, or procedures not conforming to the standards.

The Standards Review Committee has final authority on interpretation of any IAPMO Industry Standard. Moreover, no person save IAPMO designated staff shall have the right or authority to issue an interpretation of an IAPMO Industry Standard in the name of IAPMO. Requests for interpretations should be addressed to the secretariat or sponsor whose name appears on the title page of this standard.

CAUTION NOTICE: This IAPMO Industry Standard may be revised or withdrawn at any time. The policies and procedures require that action be taken periodically to reaffirm, revise, or withdraw this standard. Interested stakeholders of IAPMO Industry Standards may receive current information on all standards by [signing up to receive updates and notices](#) at the IAPMO Standards website [www.IAPMOstandards.org](http://www.IAPMOstandards.org).

Published by

**International Association of Plumbing and Mechanical Officials (IAPMO)** 4755 East Philadelphia Street, Ontario, California, 91761, USA 1-800-854-2766 • 1-909-472-4100

Visit the IAPMO Online Store at: [www.IAPMOstore.org](http://www.IAPMOstore.org)

Visit the IAPMO Standards website at: [www.IAPMOstandards.org](http://www.IAPMOstandards.org)

Copyright © 1991-~~2024~~-2025 by International Association of Plumbing and Mechanical Officials (IAPMO)  
All rights reserved.

No part of this publication may be reproduced in any form, in an electronic retrieval system or otherwise, without prior written permission of the publisher.

Printed in the United States of America

# ***Contents***

## **Preface**

## **IAPMO Standards Review Committee**

### **1 Scope**

- 1.1 General
- 1.2 Alternative Materials
- 1.3 Terminology
- 1.4 Units of Measurement

### **2 Reference Publications**

### **3 Definitions and Abbreviations**

### **4 General Requirements**

- 4.1 General
- 4.2 Design Considerations
- 4.3 Dimensions
- 4.4 Materials
- 4.5 Pipe and Tubing Safety or Protection

### **5 Testing Requirements**

- 5.1 Load Tests
- 5.2 Impact Test for Plastic Stakes
- 5.3 Impact Test for Bend Supports

### **6 Markings and Accompanying Literature**

- 6.1 Markings
- 6.2 Visibility
- 6.3 Installation Instructions

# Preface

This is the ~~seventh~~-eighth edition of IAPMO PS 42, Pipe Alignment and Secondary Support Systems with or without Pipe Safety or Protection. This Standard supersedes IAPMO PS 42-~~2013~~<sup>a1</sup>2024<sup>e1</sup>, Pipe Alignment and Secondary Support Systems. The previous editions of this standard are: 1991, 1996, April 2012, March 2013, May 2013, ~~and~~ August 2022 and August 2024.

This Standard was developed by the IAPMO Standards Review Committee (SRC) in accordance with the policies and procedures regulating IAPMO industry standards development, Policy S-001, Standards Development Process. This Standard was approved as an IAPMO Industry Standard on July 8, 2024.

## Notes:

- (1) *The use of the singular does not exclude the plural (and vice versa) when the sense allows.*
- (2) *The use of IAPMO Standards is completely voluntary; their existence does not in any respect preclude anyone, whether he has approved the standards or not, from manufacturing, marketing, purchasing, or using products, processes, or procedures not conforming to the standards.*
- (3) *This standard was developed using an open process and in accordance with IAPMO Standards Policy S-001, Standards Development Process, which is available on the IAPMO Standards website ([www.IAPMOstandards.org](http://www.IAPMOstandards.org)).*
- (4) *During its development, this Standard was made available for public review, thus providing an opportunity for additional input from stakeholders from industry, academia, regulatory agencies, and the public at large. Upon closing of public review, all comments received were duly considered and resolved by the IAPMO Standards Review Committee.*
- (5) *This Standard was developed in accordance with the principles of consensus, which is defined as substantial agreement; consensus implies much more than a simple majority, but not necessarily unanimity. It is consistent with this definition that a member of the IAPMO Standards Review Committee might not be in full agreement with all sections of this Standard.*
- (6) *Although the intended primary application of this Standard is stated in its scope, it is important to note that it remains the responsibility of the users of the Standard to judge its suitability for their particular purpose.*
- (7) *IAPMO Standards are subject to periodic review and suggestions for their improvement will be referred to the IAPMO Standards Review Committee. To submit a proposal for change to this Standard, you may send the following information to the International Association of Plumbing and Mechanical Officials, Attention Standards Department, at [standards@IAPMOstandards.org](mailto:standards@IAPMOstandards.org) or, alternatively, at 4755 East Philadelphia Street, Ontario, California, 91761, and include "Proposal for change" in the subject line:*
  - (a) *standard designation (number);*
  - (b) *relevant section, table, or figure number, as applicable;*
  - (c) *wording of the proposed change, tracking the changes between the original and the proposed wording;*  
*and*
  - (d) *rationale for the change.*
- (8) *Requests for interpretation should be clear and unambiguous. To submit a request for interpretation of this Standard, you may send the following information to the International Association of Plumbing and Mechanical Officials, Attention Standards Department, at [standards@IAPMOstandards.org](mailto:standards@IAPMOstandards.org) or, alternatively, at 4755 East Philadelphia Street, Ontario, California, 91761, and include "Request for interpretation" in the subject line:*
  - (a) *the edition of the standard for which the interpretation is being requested;*
  - (b) *the definition of the problem, making reference to the specific section and, when appropriate, an illustrative sketch explaining the question;*
  - (c) *an explanation of circumstances surrounding the actual field conditions; and*
  - (d) *the request for interpretation phrased in such a way that a "yes" or "no" answer will address the issue.*

- (9) IAPMO does not “approve”, “rate”, or endorse any item, construction, proprietary device, or activity.
- (10) IAPMO does not take any position with respect to the validity of any patent rights asserted in connection with any items mentioned in this Standard and does not undertake to insure anyone utilizing this Standard against liability for infringement of any applicable patents, nor assumes any such liability. Users of this Standard are expressly advised that determination of the validity of any such patent rights, and the risk of infringement of such rights, are entirely their responsibility.
- (11) Participation by federal or state agency representative(s) or person(s) affiliated with industry is not to be interpreted as government or industry endorsement of this Standard.
- (12) Proposals for amendments to this Standard will be processed in accordance with the standards-writing procedures of IAPMO industry standards development, Policy S-001, Standards Development Process.

## ***IAPMO Standards Review Committee***

T. Collings	Building Services & Licensing - Retired Salt Lake City, Utah, USA	<i>Chair</i>
M. Durfee	Chief Building Official - Retired Saratoga Springs, Utah, USA	<i>Vice-Chair</i>
R. Garcia	Senior Mechanical Inspector San Diego, California, USA	
E. Gilbreath	Plumbing Inspector, King County Public Health Puyallup, Washington, USA	
D. Gordon	Plumbing Inspector San Francisco, California, USA	
G. Hile	Chief of Inspections, Municipality of Anchorage – Retired Anchorage, Alaska, USA	
G. Snider	Plumbing Section Supervisor, City of Surrey Surrey, British Columbia, CAN	
M. Wang	Plan Check, City of Los Angeles Monterey Park, California, USA	
<del>S. Choe</del>	<del>IAPMO Farmington Hills, Michigan, USA</del>	<del><i>Staff Liaison</i></del>
J. Higdon	IAPMO Matthews, North Carolina, USA	<i>Staff Liaison</i>
H. Aguilar	IAPMO Ontario, California, USA	<i>Secretary</i>

# IAPMO PS 42-~~2024~~2025

## Pipe and Tubing Alignment and Secondary Support Systems with or without Pipe and Tubing Safety or Protection

### 1 Scope

#### 1.1 General

**1.1.2** This Standard covers pipe alignment and secondary support systems and specifies requirements for materials, physical characteristics, performance testing, and markings.

**1.1.3** Pipe and tubing alignment and secondary support systems covered by this Standard are intended for:

- (a) residential and commercial applications; and
- (b) above-ground and buried installations.

#### 1.2 Alternative Materials

The requirements of this Standard are not intended to prevent the use of alternative materials or methods of construction provided such alternatives meet the intent and requirements of this Standard.

#### 1.3 Terminology

In this Standard,

- (a) “shall” is used to express a requirement, i.e., a provision that the user is obliged to satisfy to comply with the Standard;
- (b) “should” is used to express a recommendation, but not a requirement;
- (c) “may” is used to express an option or something permissible within the scope of the Standard; and
- (d) “can” is used to express a possibility or a capability.

Notes accompanying sections of the Standard do not specify requirements or alternative requirements; their purpose is to separate explanatory or informative material from the text. Notes to tables and figures are considered part of the table or figure and can be written as requirements.

#### 1.4 Units of Measurement

SI units are the primary units of record in global commerce. In this Standard, the inch/pound units are shown in parentheses. The values stated in each measurement system are equivalent in application, but each unit system is to be used independently. All references to gallons are to U.S. gallons.

## 2 Reference Publications

This Standard refers to the following publications, and where such reference is made, it shall be to the current edition of those publications, including all amendments published thereto.

### **ASTM International**

ASTM A653

Standard Specification for Steel Sheet, Zinc-Coated (Galvanized) or Zinc-Iron Alloy-Coated (Galvannealed) by the Hot-Dip Process

### **ASTM D2000**

Standard Classification System for Rubber Products in Automotive Applications

### **IAPMO (International Association of Plumbing and Mechanical Officials)**

IAPMO IGC 193

Safety Plates, Plate Straps, Notched Plates and Safety Collars

## 3 Definitions and Abbreviations

Reserved

## 4 General Requirements

### 4.1 General

#### 4.1.1 Pipe and tubing alignment and secondary support systems

- (a) are intended to help locate and align pipes and tubing in their proper position and to maintain proper slope; and
- (b) can be any combination of straps, panels, brackets, clips, clamps, bushings, plumber's tape, or isolation devices. The exact configuration of a system will depend on the design of the system and the pipes or tubing to be aligned and supported.

#### 4.1.2 Figures 1 to 5 show typical pipe alignment and secondary support systems and illustrate the concept of such systems but are not intended to cover the full range of options.

### 4.2 Design Considerations

#### 4.2.1 Pipe and tubing alignment and secondary support system components shall be designed to be installed:

- (a) in accordance with the plumbing code and generally accepted installation practices; and
- (b) without causing damage to the piping or tubing.

#### 4.2.2 Pipe alignment and secondary support systems shall have a means to:

- (a) dampen vibration; and
- (b) provide electrolytic isolation to prevent galvanic corrosion.



### 4.3 Dimensions

Dimensions and geometry of pipe and tubing alignment and secondary support systems shall be as specified in the manufacturer's shop drawings.

### 4.4 Materials

#### 4.4.1 Sink Panels

##### 4.4.1.1 Sheet Metal

Sheet metal for sink panels shall:

- (a) be hot-dip galvanized steel with at least a 0.4 mm (0.0157 in) thick Z275 (G90) zinc coating that complies with ASTM A653; and
- (b) have at least the following mechanical properties:
- (c) steel thickness: 26 ga [0.55 mm (0.0217 in)];
- (d) yield strength: 262 MPa (38,000 psi);
- (e) ultimate tensile strength: 345 MPa (50,000 psi);
- (f) maximum elongation: 36%; and
- (g) hardness Rockwell B scale (HRB): 50.

##### 4.4.1.2 Rubber Grommets

Sink panels shall be supplied with rubber grommets to provide electrolytic isolation between the pipes and the sink panel sheet metal. The rubber shall be classified as 2AA606 in accordance with ASTM D2000 and shall have at least the following characteristics:

- (a) Minimum temperature rating: -40 °C (-40°F);
- (b) Maximum temperature rating: 107 °C (225°F);
- (c) Hardness: 60 ± 5% Shore A durometer;
- (d) Elongation: 250%; and
- (e) Tensile strength: 6,000 kPa (870 psi).

#### 4.4.2 Plastic Stakes

4.4.2.1 Plastic stakes may be made of blends of recycled or reworked polymers.

**Note:** *An example of an acceptable material is a blend of approximately 75% recycled polypropylene and 25% polyinosic (fiberglass), by weight.*

4.4.2.2 Elastic straps shall be made of natural rubber that complies with or exceeds the following properties:

- (a) Compression set: 8%;
- (b) Density: 0.95 g/cm<sup>3</sup> (59.3 lb/ft<sup>3</sup>);
- (c) Elongation at break: 650%;
- (d) Hardness: 55 Shore A durometer; and
- (e) Breaking force: 155 N (35 lbf).

4.4.2.3 Metal rings for attaching the rubber straps to the plastic stakes shall be made of C45 (SAE 1045) steel.

### 4.4.3 Bend Supports

**4.4.3.1** Bend supports are intended for use with flexible tubing and may be made of polymers such as glass reinforced nylon or polyphenylene oxide (PPO), or from metals such as stainless steel or zinc plated carbon steel. Bend supports accommodate flexible tubing in sizes 1.27 cm – 2.54 cm ( $\frac{1}{2}$ " – 1").

### 4.5 Pipe and Tubing Safety or Protection

Systems Incorporating pipe or tubing safety or protection shall comply with IAPMO IGC 193.

## 5 Testing Requirements

### 5.1 Load Tests

#### 5.1.1 Load Test for Pipe Alignment Systems other than Plastic Stakes

Pipe alignment systems intended for horizontal runs shall be able to withstand a load of 11.3 kg (25 lb) without permanent deformation.

#### 5.1.2 Load Test for Plastic Stakes

Each individual plastic stake shall be able to withstand a load of 84 kg (185 lb) without permanent deformation. For testing purposes, the stakes shall be spaced in accordance with the manufacturer's installation instructions.

#### 5.1.3 Load Test for Bend Supports

Bend supports that are intended to be attached to studs, flooring or other building structure(s) shall be installed per the manufacturer's instructions. With flexible tubing installed and one end of the tubing affixed to an immovable base, the bend support shall not exhibit any permanent deformation when a load of 11.3 kg (25 lb) is applied to the free end of the tubing.

### 5.2 Impact Test for Plastic Stakes

#### 5.2.1 Procedure

The impact test for plastic stakes shall be conducted as follows:

- (a) Hold the specimen in a vertical position at one-third of the distance between the tip of the stake and the bottom of the semicircle where the pipe is intended rest.
- (b) Apply an impact energy of 20 J (15 lbf-ft) on the bottom of the semicircle using a tup (falling mass) having the geometry and dimensions specified in Figure 6. Each specimen shall be struck only once.

#### 5.2.2 Failure Criteria

Failure shall be shattering, cracking, or splitting as a result of the impact that is visible using normal or corrected-to-normal vision.

### ~~5.3 Impact Test for Bend Supports~~

#### ~~5.3.1 Procedure~~

~~The impact test for bend supports shall be conducted as follows:~~

- ~~(a) Secure the specimen such that one end of the tube acceptance orifice is aligned horizontally and the other end vertically.~~
- ~~(b) Apply an impact energy of 20 J (15 lbf-ft) on the approximate inside center of the bend radius using a tup (falling mass) having the geometry and dimensions specified in Figure 6. Each specimen shall be struck only once.~~

#### ~~5.3.2 Failure Criteria~~

~~Failure shall be shattering, cracking, or splitting as a result of the impact that is visible using normal or corrected to normal vision.~~

## 6 Markings and Accompanying Literature

### 6.1 Markings

Pipe and tubing alignment and secondary support systems complying with this Standard shall be marked with the

- (a) manufacturer's name or trademark; and
- (b) part or model number, when applicable.

### 6.2 Visibility

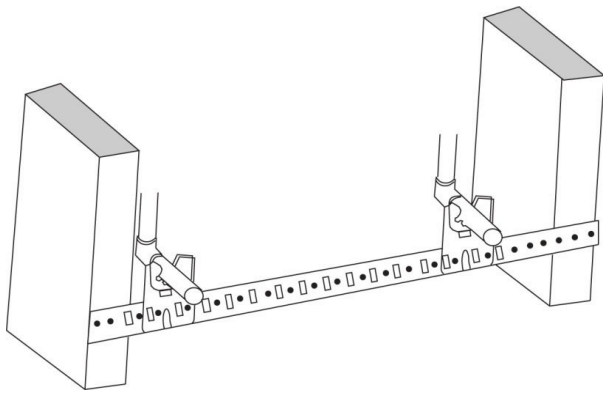
Markings shall be permanent, legible, and visible after installation, when practicable.

### 6.3 Installation Instructions

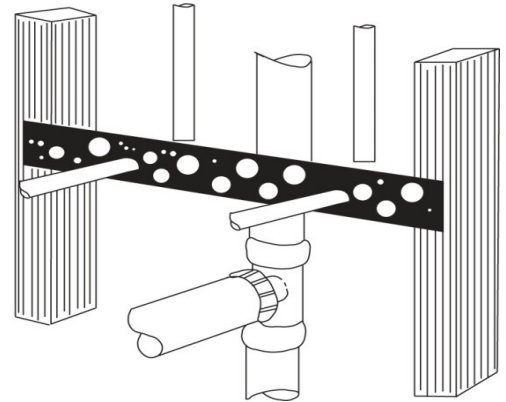
Pipe and tubing alignment and secondary support systems complying with this Standard shall be accompanied by installation instructions indicating, as a minimum, that their installation shall be in accordance with:

- (a) the manufacturer's recommendations; and
- (b) generally accepted plumbing practices.

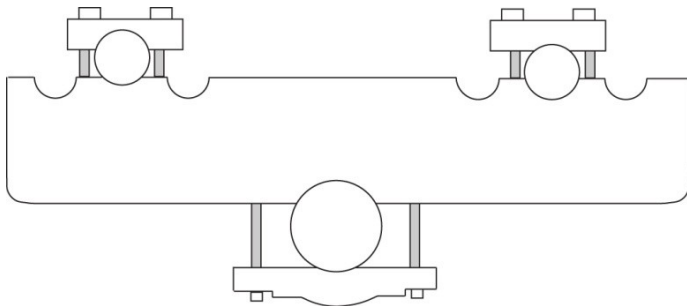
Installation instructions may be provided in the form of printed material, or a quick response (QR) code or internet link legibly printed on the packaging where users can download the required instructions.



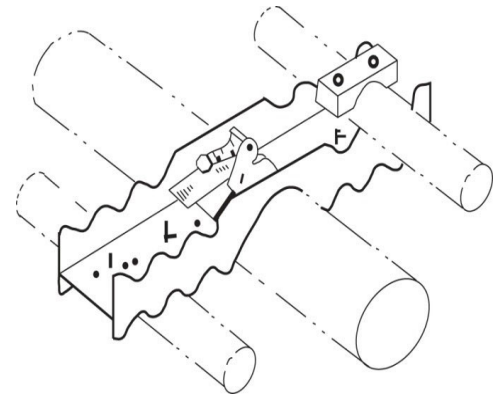
(a)



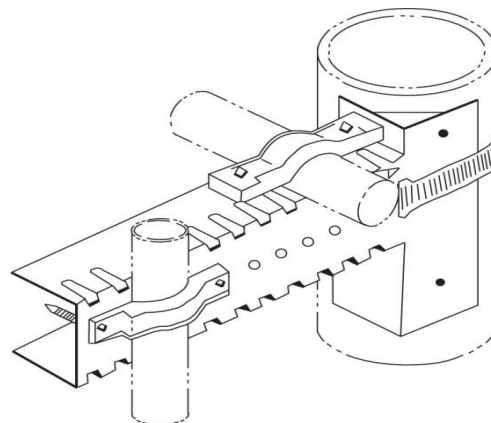
(b)



(c)

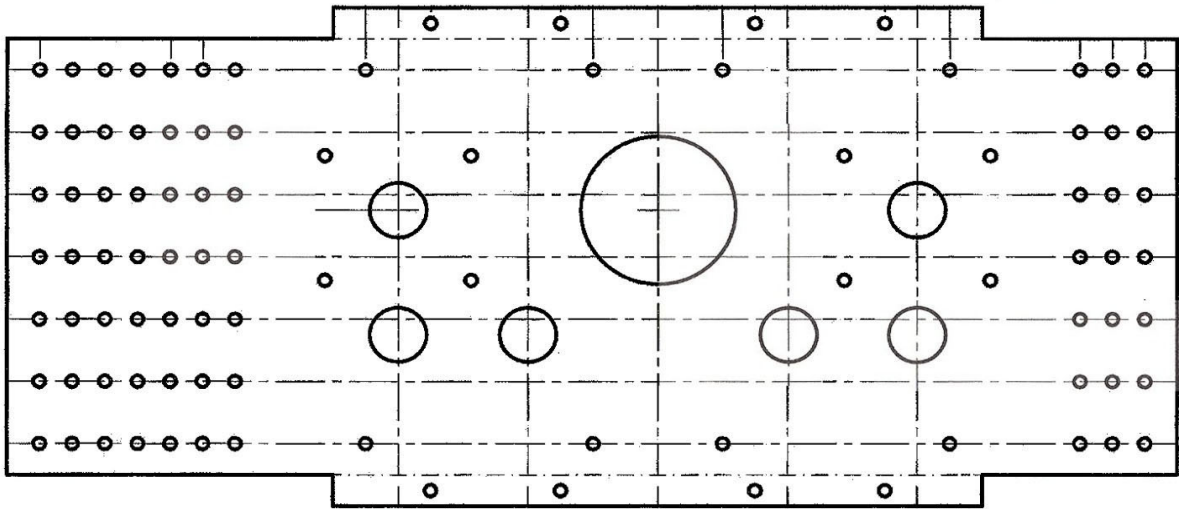


(d)

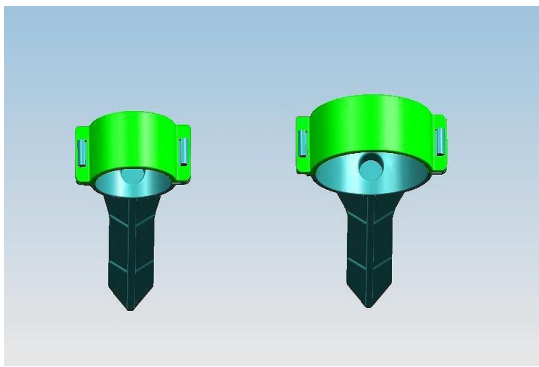


(e)

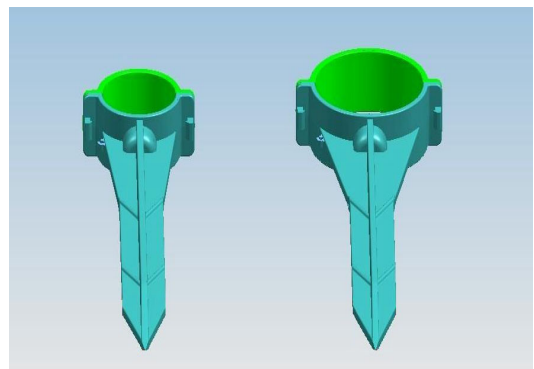
**Figure 1**  
**Typical Pipe Alignment and Secondary Support Systems**  
(See Section 4.1.2)




**Figure 2 Typical Sink Panel**  
(See Section 4.1.2)



**(a) Top View**




**(b) Bottom View**

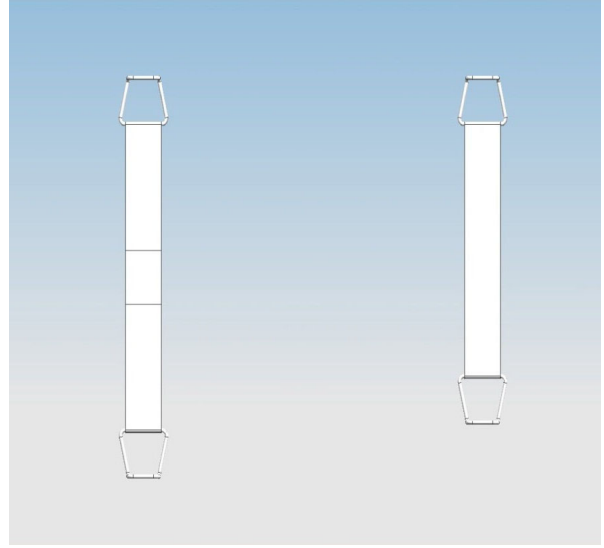


**(c) Side View**

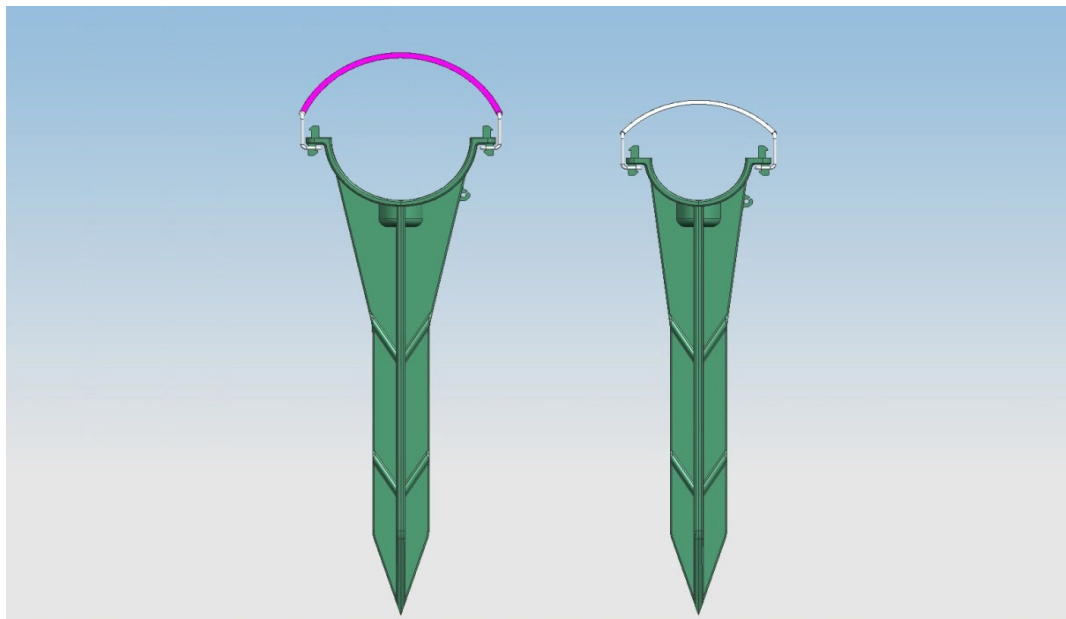
**Figure 3**  
**Typical Stakes with Rigid Straps**  
(See Section 4.1.2)



(a) Strap Detail

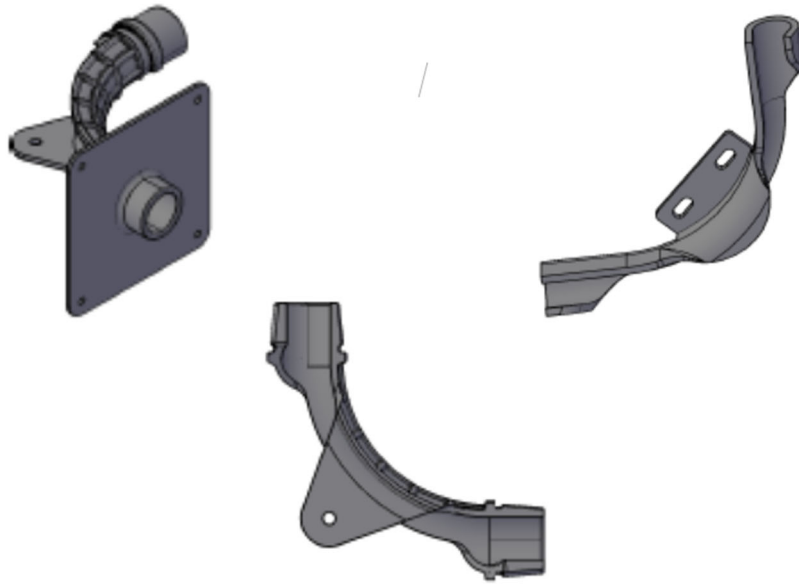


(b) Rubber Straps

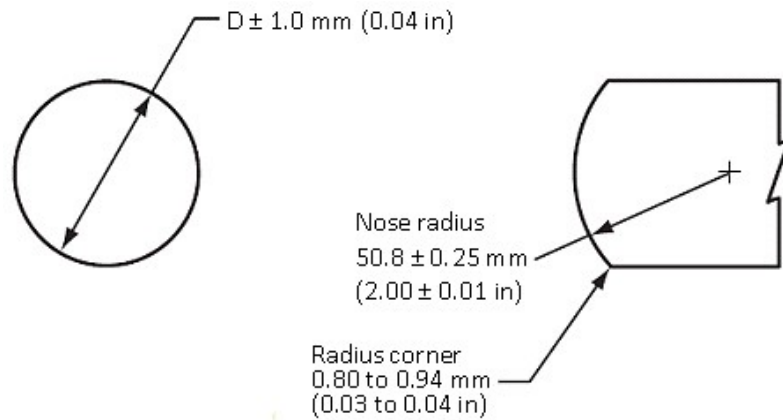


(c) Front View

**Figure 4**  
**Typical Stakes with Rubber Straps**  
(See Section 4.1.2)



**Figure 5**  
**Typical Bend Supports**



**Figure 6**  
**Tup Dimensions for the Impact Test**  
(See Section 5.2.1)



**International Association of  
Plumbing and Mechanical Officials  
(IAPMO)**

**4755 East Philadelphia Street | Ontario, California, 91761  
1-800-854-2766 | 1-909-472-4100 |**

**[www.IAPMOstandards.org](http://www.IAPMOstandards.org)**